


Holzdekore
Woodgrain finishes



Unifarben
Single colours



P4191

Stand: 07/2016
Issue: 07/2016

Schüco Polymer
Technologies KG
www.schueco.com



Unifarben
Single colours



Zwischen den gedruckten Farbmustern und den Originalfarben können technisch unvermeidliche Farbunterschiede bestehen.
Colour differences between the printed colour samples and the original colours are unavoidable for technical reasons.



Metallicfarben
Metallic colours



Siena Rosso
Siena Rosso
49233



Winchester XA
Winchester XA
49240



Aluminium gebürstet
Brushed Aluminium
436-1001



Metallic Silber
Metallic Silver
436-1002



Maximale Gestaltungsfreiheit
mit dem Foliensortiment von Schüco
Maximum design freedom with the
new range of foils from Schüco

SCHÜCO



Lichtgrau glatt
Light Grey glossy
02.11.71.000049-808300



Monumentengrün
Monument Green
9925.05-116700



Quarzgrau glatt
Quartz Grey glossy
02.11.71.000046-808300



Schiefergrau glatt
Slate Grey glossy
02.11.71.000040-808300



Seidengrau
Silk Grey
436-5031



Silbergrau
Silver Grey
02.11.71.000047-116700



Maronbraun
Chestnut Brown
02.11.81.00120-116700



Moosgrün
Moss Green
02.11.61.000013-116700



Reinweiß
Pure White
456-5053



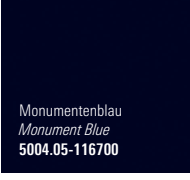
Schokobraun
Chocolate Brown
02.11.81.000122-116700




Signalgrau
Signal Grey
02.11.71.000038-116700



Silbergrau glatt
Silver Grey glossy
02.11.71.000047-808300



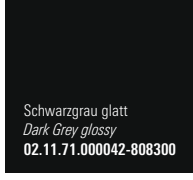
Monumentenblau
Monument Blue
5004.05-116700



Quarzgrau
Quartz Grey
02.11.71.000046-116700




Rot
Red
02.11.31.000013-116700



Schwarzgrau glatt
Dark Grey glossy
02.11.71.000042-808300



Signalgrau glatt
Signal Grey glossy
02.11.71.000038-808300


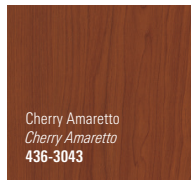





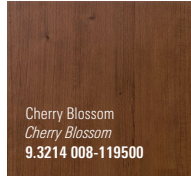












Stahlblau
Steel Blue
02.11.51.000033-116700





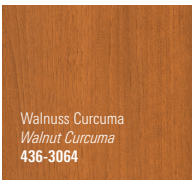

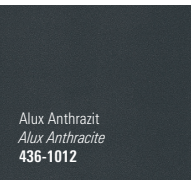

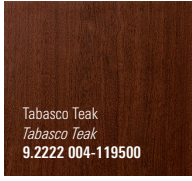





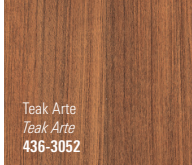





Holzdekore

Woodgrain finishes

 Ambassador B <i>Ambassador B</i> 9.0049 107-101100	 Cherry Amaretto <i>Cherry Amaretto</i> 436-3043	 Eiche Hell <i>Light Oak</i> 9.2052 090-116700	 Eiche Mocca <i>Mocca Oak</i> 436-2075	 Golden Oak <i>Golden Oak</i> 9.2178 001-116700	 Macoree <i>Macoree</i> 436-2001
 Birke Rosé <i>Birch Rosé</i> 436-3031	 Cherry Blossom <i>Cherry Blossom</i> 9.3214 008-119500	 Eiche Kolonial <i>Colonial Oak</i> 436-2076	 Eiche Natur <i>Natural Oak</i> 9.3118 076-116800	 Irish Oak <i>Irish Oak</i> 9.3211 005-114800	 Montana Eiche Tabak <i>Montane Oak Tobacco</i> 436-2007
 Black Cherry <i>Black Cherry</i> 9.3202 001-116700	 Colmar Eiche Sepia <i>Colmar Oak Sepia</i> 436-2012	 Eiche Mitteldunkel <i>Medium Dark Oak</i> 9.3156 003-116700	 Eiche Rustikal <i>Rustic Oak</i> 9.3149 008-116700	 Kirsche Piemont <i>Cherry Piedmont</i> 436-2032	 Newcastle Oak Khaki <i>Newcastle Oak Khaki</i> 436-3077

Holzdekore

Woodgrain finishes










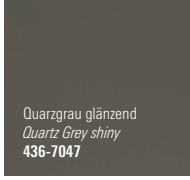






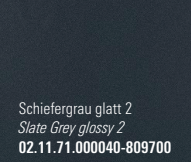
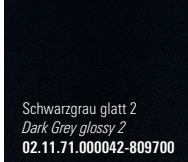
 Staufereiche Terra <i>Staufers Oak Terra</i> 436-2035	 Teak Silver Grey <i>Teak Silver Grey</i> 436-3054	 Walnuss Curcuma <i>Walnut Curcuma</i> 436-3064	 Walnuss Terra <i>Walnut Terra</i> 436-3059	 Alux Anthrazit <i>Alux Anthracite</i> 436-1012	 Crown Platin <i>Crown Platin</i> 9.1293 001-119500
 Tabasco Teak <i>Tabasco Teak</i> 9.2222 004-119500	 Teak Terra <i>Teak Terra</i> 436-3051	 Walnuss Kolonial <i>Walnut Colonial</i> 436-3062	 Winchester XC <i>Winchester XC</i> 9.0049 252-114800	 Alux Silbergrau <i>Alux Silver Grey</i> 436-1013	 Earl Platin <i>Earl Platinum</i> 9.1293 010-119500
 Teak Arte <i>Teak Arte</i> 436-3052	 Walnuss Amaretto <i>Walnut Amaretto</i> 436-3058	 Walnuss Rehbraun <i>Walnut Russet</i> 436-3063	 Wisconsin XD <i>Wisconsin XD</i> 9.0033 223-114800	 Alux Steingrau <i>Alux Stone Grey</i> 436-1017	 Metallic Wood Mocca <i>Metallic Wood Mocca</i> 436-1011

Metallicfarben

Metallic colours

Unifarben

Single colours

 Dunkelgrün <i>Dark Green</i> 6125 05-116700	 Grau glatt <i>Grey glossy</i> 02.11.71.000047-809700	 Kensington Grey <i>Elegant Ash</i> Kensington Grey <i>Elegant Ash</i> 46870-100200	 Quarzgrau glatt 2 <i>Quartz Grey glossy 2</i> 02.11.71.000046-809700	 Robinrot Holznarbe <i>Ruby Red wood-textured</i> 436-5013	 Schwarzbraun <i>feine Prägung</i> Black Brown <i>fine-textured</i> 436-6010
 Gale Grey <i>Gale Grey</i> 49122-101100	 Hazy Grey <i>Hazy Grey</i> 49124-101100	 Pastellgrün <i>Pastel Green</i> 436-5020	 Quarzgrau glänzend <i>Quartz Grey shiny</i> 436-7047	 S-bronze <i>S-bronze</i> 436-6055	 Schwarzbraun Holznarbe <i>Black Brown wood-textured</i> 436-5010
 Gale Grey finesse <i>Gale Grey finesse</i> 49122-801300	 Hazy Grey finesse <i>Hazy Grey finesse</i> 49124-801300	 Quarzgrau feine Prägung <i>Quartz Grey fine-textured</i> 436-6047	 Robinrot feine Prägung <i>Ruby Red fine-textured</i> 436-6013	 Schiefergrau glatt 2 <i>Slate Grey glossy 2</i> 02.11.71.000040-809700	 Schwarzgrau glatt 2 <i>Dark Grey glossy 2</i> 02.11.71.000042-809700

Noce Sorrento Natur <i>Noce Sorrento Nature</i> 436-3041	Oregon Pine Natur <i>Oregon Pine Natural</i> 436-2009	Rustic Cherry <i>Rustic Cherry</i> 9.3214 007-119500	Sapeli <i>Sapeli</i> 9.2065 021-116700	Sheffield Oak Light <i>Sheffield Oak Light</i> 456-3081	Sipo <i>Sipo</i> 436-2060
Noce Sorrento Balsamico <i>Noce Sorrento Balsamico</i> 436-3042	Piedmont <i>Piedmont</i> 49186	Santana Oak Rotbraun <i>Santana Oak Red-Brown</i> 436-3083	Sheffield Oak Brown <i>Sheffield Oak Brown</i> 436-3087	Sherwood W <i>Sherwood W</i> 9.0049 201-101100	Soft Cherry <i>Soft Cherry</i> 9.3214 009-119500
Nussbaum V <i>Walnut V</i> 9.2178 007-116700	Regency A <i>Regency A</i> 9.0049 177-101100	Sapeli <i>Sapeli</i> 436-2002	Sheffield Oak Grey <i>Sheffield Oak Grey</i> 436-3086	Siena PL <i>Siena PL</i> 9.0049 254-114800	Staufereiche Kolonial <i>Stauer Oak Colonial</i> 436-2036

Unifarben Single colours

Metbrush Anthrazitgrau <i>Metbrush Anthracite Grey</i> 436-1006	Metbrush Platin <i>Metbrush Platin</i> 436-1004	Anthrazitgrau <i>Anthracite Grey</i> 7016 05-116700	Anthrazitgrau glatt 2 <i>Anthracite Grey glossy 2</i> 7016 05-809700	Basaltgrau feine Prägung <i>Basalt Grey fine-textured</i> 436-6048	Beck Brown <i>Beck Brown</i> 49116-101100
Metbrush Messing <i>Metbrush Brass</i> 436-1007	Metbrush Quarzgrau <i>Metbrush Quartz Grey</i> 436-1005	Anthrazitgrau feine Prägung <i>Anthracite Grey fine-textured</i> 436-6003	Anthrazitgrau tiefe Holznarbe <i>Anthracite Grey wood-textured</i> 436-4003	Basaltgrau glatt 2 <i>Basalt Grey glossy 2</i> 02.11.71.000039-809700	Buckingham Grey <i>Buckingham Grey</i> 46871-100200
Metbrush Mocca <i>Metbrush Mocca</i> 436-1009	Metbrush Schoko <i>Metbrush Choco</i> 436-1010	Anthrazitgrau glatt <i>Anthracite Grey glossy</i> 7016 05-808300	Balmoral <i>Balmoral</i> 46858-100200	Basaltgrau glänzend <i>Basalt Grey shiny</i> 436-7048	Chartwell Green <i>Chartwell Green</i> 49246-101100

Schwarzgrau SFTN glänzend <i>Dark Grey SFTN shiny</i> 436-7023	Silbergrau Titanium Holznarbe <i>Silver Grey Titanium wood-textured</i> 436-5049	Stahlblau <i>Steel Blue</i> 436-5006	Tp 60 Beige feine Prägung <i>Tp 60 Beige fine-textured</i> 436-6015	TP 60 Cremeweiss feine Prägung <i>TP 60 Cream White fine-textured</i> 456-6001	Tp 60 Papyrusweiß <i>Tp 60 Papyrus White</i> 456-5058
Signalgrau glatt 2 <i>Signal Grey glossy 2</i> 02.11.71.000038-809700	Slate Grey <i>Slate Grey</i> 49229-101100	Tannengrün feine Prägung <i>Fir Green fine-textured</i> 436-6021	Tp 60 Beige Holznarbe <i>Tp 60 Beige wood-textured</i> 456-5015	Tp 60 Cremeweiß Holznarbe <i>Tp 60 Cream White wood-textured</i> 456-5001	Tp 60 Verkehrsweiß <i>Tp 60 Traffic White</i> 456-7030
Silbergrau Titanium glänzend <i>Silver Grey Titanium shiny</i> 436-7049	Slate Grey finesse <i>Slate Grey finesse</i> 49229-801300	Tp 60 Altweiss feine Prägung <i>Tp 60 Antique White fine-textured</i> 456-6053	Tp 60 Brillant weiß <i>Tp 60 Brilliant White</i> 456-5057	TP 60 Creme feine Prägung <i>TP 60 Cream fine-textured</i> 456-6054	Windsor <i>Windsor</i> 46857-100200